



■ 形名

SCONI - 1000L -

● 入力信号

Multi	T/C, Volt, mV
	mA, RTD

● 警報信号

1	2 Alarm (SPST)
2	4 Alarm (SPST)
N	Not used

● 出力信号 (1)

1	DC 0 ~ 5V
2	DC 0 ~ 10V
3	DC 1 ~ 5V
4	DC 0 ~ 20mA
5	DC 4 ~ 20mA
R	Other
N	Not used

● 出力信号 (2)

1	DC 0 ~ 5V
2	DC 0 ~ 10V
5	DC 4 ~ 20mA
7	RS 485 (Modbus)
R	Other
N	Not used

● 電源電壓

X	AC 85 ~ 264V
Y	DC 24V(Option)

Indicator Model
ex) SCONI - 1000L - NNNX(Y)

■ 特長

- Large FND(0.8")
- Multi
- 16 Bit A/D Converter
- Peak Hold
- RS485 Modbus
- Alarm 4 Point
- Dead Band
- Scaling
- Mode Input Output

■ 入力種類

T/C	B(PR)	0 ~ 1800	TC- B
	R(RR)	0 ~ 1750	TC- R
	S(PR)	0 ~ 1750	TC- S
	K(CA)	-250 ~ 1350	TC- K
	E(CRC)	-199.9 ~ 700.0	TC- E
	J(IC)	-199.9 ~ 800.0	TC- J
	T(CC)	-199.9 ~ 400.0	TC- T
	N(NN)	-250 ~ 1350	TC- N
Volt	mV	-100 ~ 100mV DC	MV
	1 Volt	-1.0 ~ 1V DC	1 V
	10 Volt	-10 ~ 10V DC	10 V
mA	mA	4 ~ 20 mA	MA
	2wire	24V/4~20mA DC	MA
RTD	DPt100Ω	-199.9 ~ 800.0	D-PT
	JPt100Ω	-199.9 ~ 500.0	J-PT

■ 一般仕様

	Volt Type : 400kΩ, mA Type : 250 Type : 1MΩ
	Pt100 : 30 /Line , : 1k /Line
Sensor Power	DC 24V / 80mA, ± 0.5%
	100ms (Volt, mA) , 200ms (T/C, RTD)
Relay	AC 125V (2A) , DC 30V (2A)
(ModBus)	RS 485 (4800, 9600, 19200,38400 Bps)
	ID(Address) : 01~99 (32)
	Data : 8Bit data. Even Parity 1Stop
	Protocol : ModBus 1.1 RTU
Filter	NONE(FAST), 4, 8, 16, 32
	0.2% of Span at 23
	0.1% of Span
	4~20mA DC (0 ~ 600)
	0~10V DC (10kΩ or more)
	, 100MΩ (1000V DC)
	/ / AC 1500V/ min
	AC 85 ~ 264V (50/60Hz) 10VA
	DC 24V ±10%, 200mA (5W)
	-10 ~ 60
	10 ~ 90%
	330g (AC), 330g (DC)
/	Flame -resistant resin / Gray
	W 96 x H 48 x D 112 (mm)
Cutting Size	W 92.5 x H 44.5 (mm)
	Panel Flush

- **FUNC** Function (Sensor가 mV, Volt, mA, PMC)
 LMT (Limit) : "0" 가 가
 LIN (Linear) : Display -
 ROOT (Square Root) :
 SQT (Square Root) :

- **FILT** Filter
 NONE, 4, 8, 16, 32
 NOISE

- **ADD** **BAUD**
 RS485 (ModBus) Computer
 가 가

- Alarm Type Alarm dead band 가

- Input High peak, Low peak 가

- Hold Reset (Option)

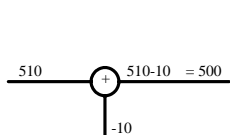
- High Peak Low Peak

- Alarm Control
 Alarm type 3,4 **CNT** Alarm Relay3
 Control
 AP-3 On AP-4 Off
 EX) AP-3 → 40.0% ,
 Ap-4 → 60.0%

- Alarm Alarm 2 (A,B)
 4 (A) , Relay

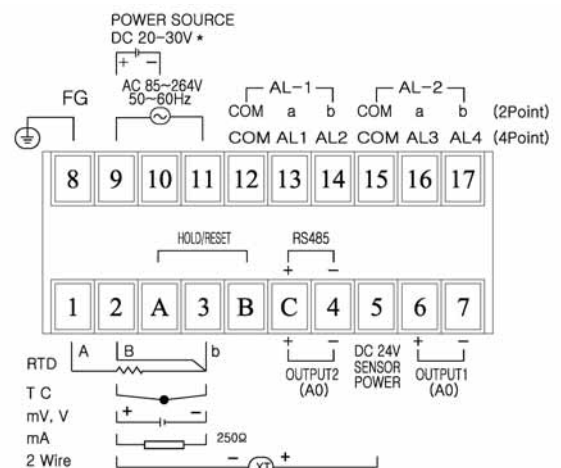
■ 主要機能

- **INP** **OUT** Data (New)
 Tester Mode Key
 (0~100%)
- Display Scaling (mV, V, mA, PMC)
 Scale Range Display(PV)
- Scaling 가 Scale 4~20mA 0~10V DC
- **S-AD** Sensor Display



) Sensor : 510
 Sensor
 = +
 = 510 - 10
 = 500

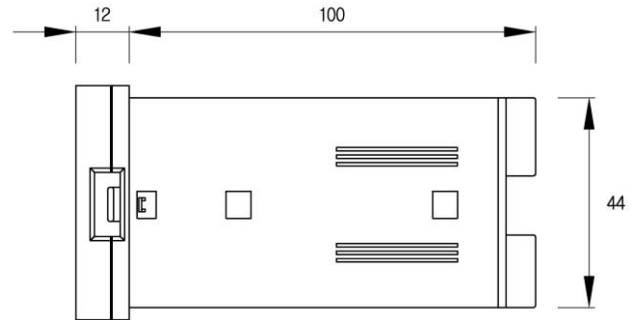

■ 端子接続圖



■ 外形圖 23 Page

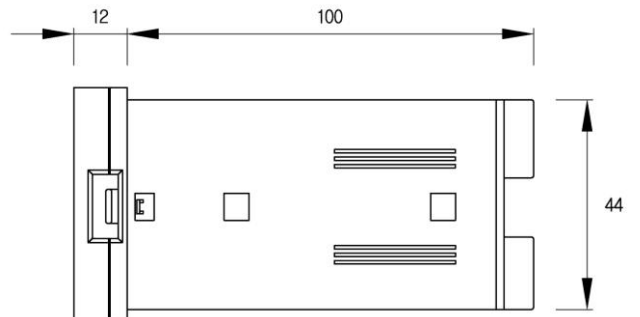
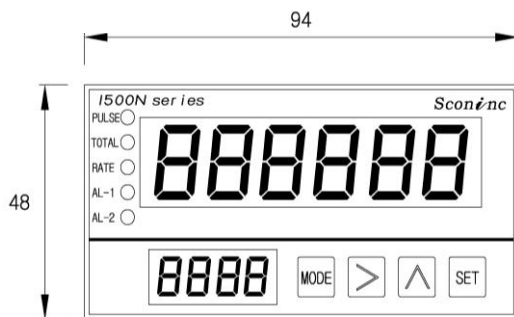
■ Dimensions and Mounting Guide

※ SCONI – 1000, 1100, 1200, 1300, 1600G Series


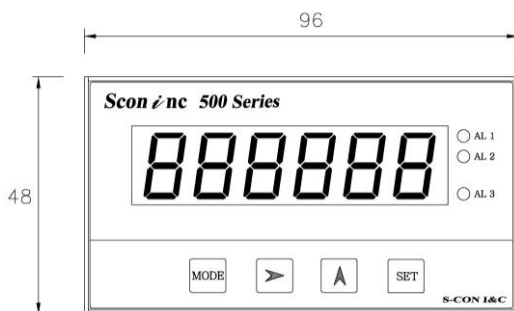


Unit :mm

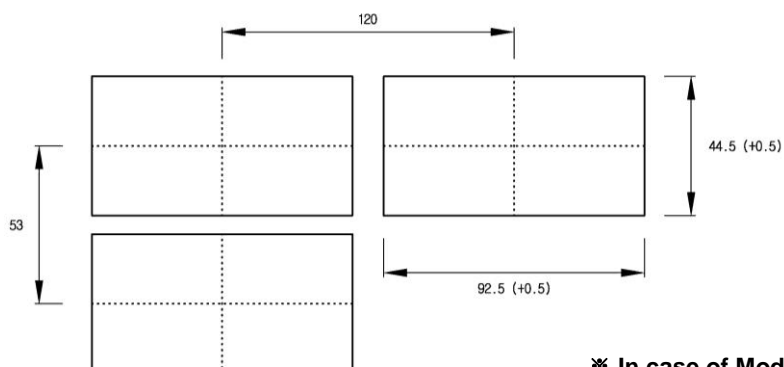
※ SCONI – 1500N



※ SCONI – 500 Series



※ Panel Cutting Size



※ In case of Model - 1500E, 44.5 -> 45.5mm