



Order information

SCONI - SL - -

Type

| Type | Input Type |
|------|------------------------|
| DSC | DC 1 ~ 5V |
| | DC 4 ~ 20mA |
| | Other |
| IPD | 2 Wire (24V/4~20mA) |
| PMC | 100 ~ 100kΩ |
| RTD | Pt 100 |
| | JPt 100 |

Output signal

| | |
|---|--------------|
| 1 | DC 0 ~ 50mV |
| 2 | DC 0 ~ 100mV |
| 3 | DC 0 ~ 5V |
| 4 | DC 0 ~ 10V |
| 5 | DC 1 ~ 5V |
| 6 | DC 0 ~ 1mA |
| 7 | DC 0 ~ 20mA |
| 8 | DC 4 ~ 20mA |
| R | Other |

Power supply

| | |
|---|--------|
| Y | DC 24V |
|---|--------|

General

This model is a slim type converter which converts various input signal into isolated DC signal.

General specification

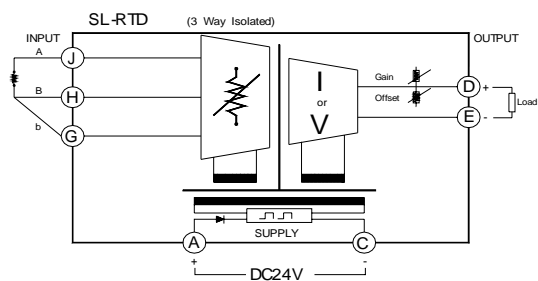
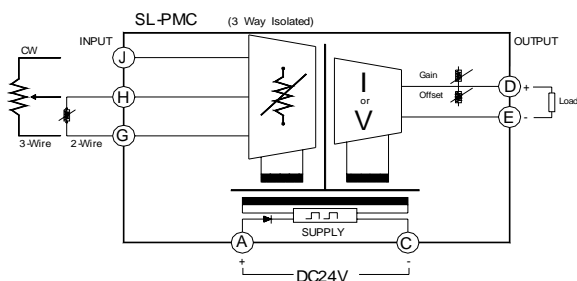
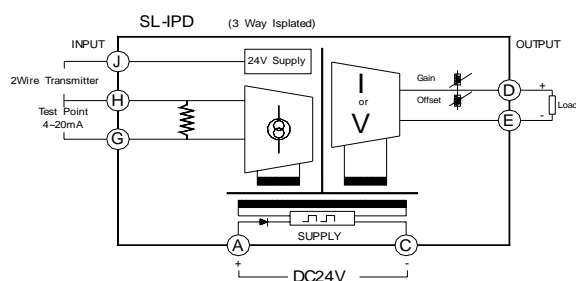
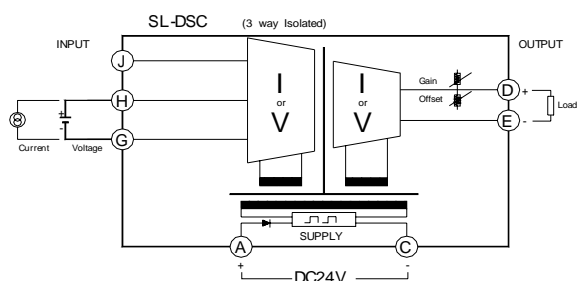
| Item | Specification |
|-------------------------|---------------------------------------|
| Input | DC current, voltage, 2 Wire, PMC, RTD |
| Output | Various DC current, DC voltage |
| Tolerance | ± 0.2% Max. |
| Linearity | ± 0.02% F.S |
| Response Time | Less than 0.5sec(0~90%) |
| Temperature Coefficient | ± 0.015% / |
| Output adj Range | ZERO ± 20% SPAN ± 20% of F.S |
| Isolation | More than 100MΩ(DC 500V) |
| Dielectric Strength | Input/Output/Power, AC 1500V / min |
| Power Supply | DC 24V ±10%, Less than 100mA |
| Operating Temperature | 0 ~ 55 |
| Operating Humidity | 20 ~ 80% |
| Weight | Approx 120gr(DC) |
| Material/Color | ABS Resin / Gray |
| Dimension | W23 x H75 x D100 (mm) |
| Mounting | DIN Rail |

■ Input - Output specification

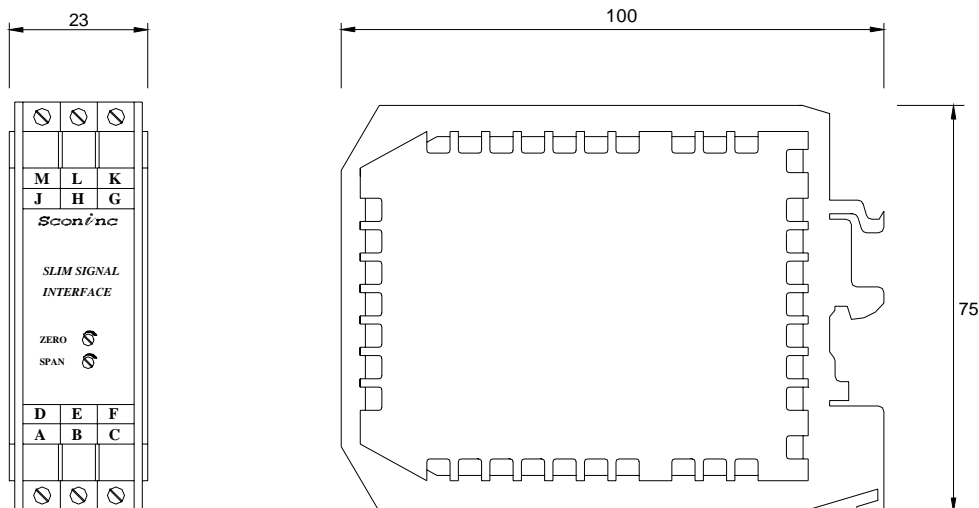
| Input | Specification |
|-------|------------------------|
| DSC | DC 1~5V : 1 kΩ or more |
| | DC 4~20mA : 250Ω |
| IPD | Supply : DC 24~28V |
| PMC | Excitation : 2.5V DC |
| RTD | Sensor supply : DC 2mA |

| Output | Load Resistance | Impedance |
|-----------|-----------------|--------------|
| 0 ~ 100mV | 1kΩ or more | 100Ω or less |
| 0 ~ 5V | 2kΩ or more | 0.1Ω or less |
| 0 ~ 10V | 4kΩ or more | |
| 0 ~ 1mA | 0 ~ 15kΩ | 5MΩ or more |
| 4 ~ 20mA | 0 ~ 750Ω | |

■ Block diagram



■ Outer drawing





■ 形名

SCONI - SL · RTD - □ □ □

● 入力信號

| | |
|---|----------------|
| A | -50 ~ +50 |
| B | 0 ~ 50 |
| C | 0 ~ 100 |
| D | 0 ~ 200 |
| E | 0 ~ 300 |
| F | 0 ~ 400 |
| R | Other (JIS 가) |

● 出力信號

| | |
|---|--------------|
| 1 | DC 0 ~ 50mV |
| 2 | DC 0 ~ 100mV |
| 3 | DC 0 ~ 5V |
| 4 | DC 0 ~ 10V |
| 5 | DC 1 ~ 5V |
| 6 | DC 0 ~ 1mA |
| 7 | DC 0 ~ 20mA |
| 8 | DC 4 ~ 20mA |
| R | Other |

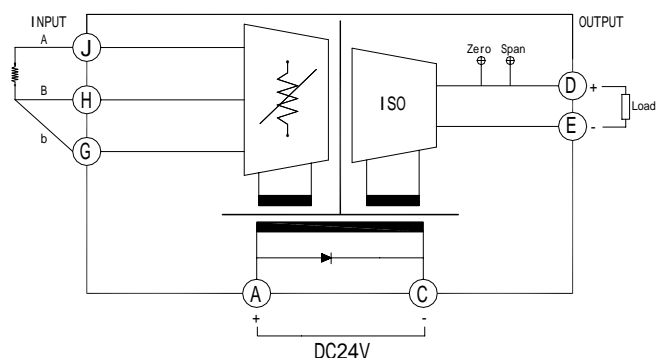
● 電源電壓

| | |
|---|--------|
| Y | DC 24V |
|---|--------|

■ 入力仕様

| Input | Specification |
|---------------|---------------|
| Sensor Supply | DC 2mA |
| Pt 100 / JIS | -200 ~ 500 |
| Pt 100 / DIN | -200 ~ 800 |
| Pt 50 | -200 ~ 500 |

■ BLOCK 圖



■ 概要

Model

Slim

■ 一般仕様

| | |
|---|---------------------------------|
| | Pt 100 , JPt 100 |
| | DC , DC |
| | ± 0.2% Max. |
| | ± 0.02% F.S |
| | 0.5sec (0~90%) |
| | ± 0.015% / |
| | ZERO ± 20% SPAN ± 20% of F.S |
| | 100MΩ (DC 500V) |
| | / / , AC 1500V / min |
| | DC 24V ±10% 100mA |
| | -10 ~ 60 |
| | 10 ~ 90% |
| | 110g (DC) |
| / | Flame-resistant resin / Gray |
| | W23 x H75 x D100 (mm) |
| | DIN Rail |

■ 外形圖

54 Page